

Lesson 12


David Worships God
2 Samuel 7:18–29; Psalm 24

ACTIVITIES

Choose from the following activities and crafts to help connect Bible learning to life.

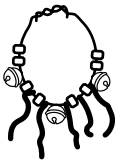
Happy Birthday, Jesus! Snack

Give children unfrosted cupcakes. Set out frosting and sprinkles for them to decorate their own little cake. Talk about how we celebrate Jesus' birthday at Christmas. Sing "Happy Birthday" to Jesus before eating your snack.




Praise Waver Craft

Thread pony beads and jingle bells onto a pipe cleaner. Twist ends closed. Tie about five lengths of ribbon to the pipe cleaner circle. Shake to make a jingly sound. Say, **David played music and sang songs to worship God. We can shake our wavers and sing a song about Jesus.** Sing or play Christmas songs, and let children use their praise wavers.



Psalm of Praise

Provide children with art supplies, including paper, markers, paints, and colored pencils. Have children create an artistic expression of David's psalm of praise in Psalm 24. Display completed drawings in your living room, kitchen, or bedroom.



Sing the Psalm

Have children compare the words of Psalm 24 with the lyrics of "Lift Up Your Heads, Ye Mighty Gates" (*Lutheran Service Book* 340/341). As an alternative, use online resources such as YouTube to have them listen to the chorus "Lift Up Your Heads, O Ye Gates" from Handel's *Messiah*.

