

Lesson 5

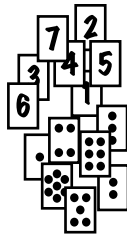
The Fall of Jericho
Joshua 5:13–6:27

ACTIVITIES

Choose from the following activities and crafts to help connect Bible learning to life.


Number Seven

On an index card, write the numeral 1. On another, draw a large dot. Do this for numerals 1 to 7, using fourteen index cards. Have children match number and dot cards. Say, **In our Bible story, God's people walked around a wall for seven days. Where else in the Bible is the number seven important?** (Creation, Book of Revelation)



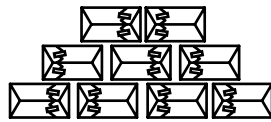
Kazoo Craft

Make kazooes. Use 6-inch lengths of empty gift-wrap or paper-towel tubes. Use a rubber band to secure a 4-inch square of waxed paper over one end of the tube. Wrap construction paper around the tube and tape in place. Decorate with stickers or other decorations. Show children how to make music by humming into the open end of the tube.



Paper-Bag Blocks

Bring in paper grocery bags and newspaper. Have children stuff one paper grocery bag lightly with newspaper, then fit a second bag over the open end to make a large block. Use the blocks to build a wall, and then knock it down.



Puppet Talk

Have a puppet pretend to blow a trumpet. He says he is practicing because he has a big problem. There is a neighbor dog that scares him, and he thought he could blow his trumpet and chase it away. But he's not so good at it. Tell him he doesn't need to be. Say, **It wasn't the trumpet or marching that defeated God's enemy in Jericho. It was God! God helps us with all our problems, especially our sin problem. How? He sent Jesus to be our Savior.**

