

Lesson 7


Enduring Exile
2 Kings 17:6-20, 24-29

ACTIVITIES

Choose from the following activities and crafts to help connect Bible learning to life.


Cross Craft

Glue two jumbo craft sticks together to make a cross for each child. Give children supplies such as markers, stickers, or paint to decorate their crosses. Tell children that they can bring these crosses with them everywhere they go to remind themselves that God is loving and faithful. He is with them and cares for them. They can trust Him to keep all His promises because He kept His promise to send Jesus to be their Savior.



Bible Verse Fun

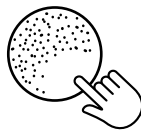
Read the Bible Verse from Psalm 37:5. Say, **When we commit our way to the Lord, it means we depend on God to lead us, rather than trying to do things our way. We can trust God to always love us and take care of us. He loves us so much He sent Jesus to take the punishment for our sins.** Have children say the verse. Say it twice.



Commit your way to the LORD, trust in Him, and He will act.

Scattered!

This visual activity reinforces the concept of Israel's exile. Fill a shallow bowl with water and sprinkle black pepper on top. Stick your finger in the water. Nothing happens. Then, add a drop of dish soap to your finger. When you stick your finger in the water now, the pepper scatters! Discuss how the Israelites were scattered by the Assyrians.



Bible Foods Snack

Give children hummus with pita triangles (or another similar food). Tell children these foods come from the part of the world where people in the Bible lived. God's people had to try new things when they moved to a new place and culture.

